

MT 800

MODELS
80V



BUILT FOR YOUR TOUGHEST JOBS.

The MT-800 is a compact two-seater that's engineered to deliver massive towing power in cramped industrial settings. Its 40 hp AC direct-drive motor easily hauls long, heavy loads up to 50,000 lbs. Its dual planetary wheel drive with enclosed wet disks reduces maintenance. Its electric regenerative brakes lengthen running time. And its thick, one-piece welded steel plate chassis – reinforced at all high-stress areas – makes this rugged workhorse virtually indestructible.

FEATURES

- 1 High-efficiency asynchronous AC / Direct Drive motor
- 2 Robust long-life industrial batteries
- 3 Safe and efficient inching control buttons
- 4 AC controller with sealed connectors
- 5 Silent and effortless electric power steering

MODELS	LOAD CAPACITY (lbs.)	TOWING CAPACITY (lbs.)	PASSENGERS	SPEED (mph)	TURNING RADIUS (in)
80V	1,500	50,000	2	15	120








CONTACT US 1 866 846-3558

MOTREC.COM

SPECIFICATIONS

MT 800

PERFORMANCE

	80V
 LOAD CAPACITY	1,500 lbs – 680 kg
 TOWING CAPACITY	50,000 lbs – 22,680 kg
 SPEED	15 mph – 24 km/h
 TURNING RADIUS	120" – 3,048 mm
 PASSENGERS	2

POWERTRAIN

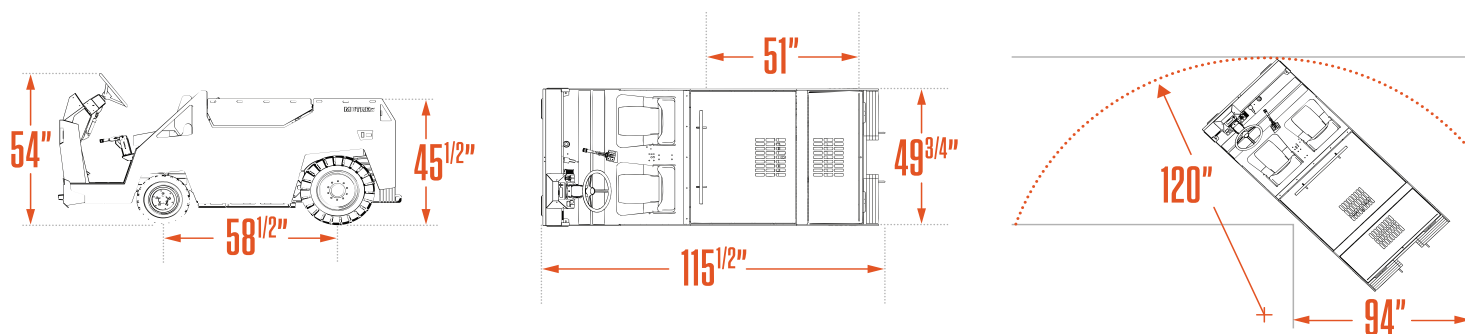
MOTOR	AC motor	40 hp AC motor
CONTROLLER	Electronic speed controller, Inching controls on rear	✓
DRIVE AXLE	Dual planetary wheel drives	✓
BRAKES	Electric regenerative braking, hydraulic brakes with front dry discs and rear wet discs, hand lever parking brake	✓
WHEELS	Solid softy wheels, front 600x9, rear 700x12	✓
TRANSMISSION	Integrated motor/axle, direct drive	✓
SUSPENSION	Front leaf spring suspension with dual shock absorbers, rear rubber spring suspension	✓

CHASSIS

BODY	All-steel unibody construction	✓
COLOR	Security orange or federal yellow (optional colors available)	 
LIGHTS	LED dual headlights & tail/brake lights, turn signals	✓

OPERATOR COMPARTMENT

STEERING	Power steering with hydrostatic orbitrol and hydraulic cylinder	✓
SEATS	Two suspension seats on slide adjusters	✓
INDICATORS	Digital display, battery status, hour meter, Fault diagnostic	✓
SAFETY	Deadman seat switch, reverse alarm	✓
ACCESSORIES	80V/12V converter for 12-volt accessories, horn	✓



UNBEATABLE VEHICLES BACKED BY UNBEATABLE WARRANTIES

3-Year limited warranty on all Motrec vehicles with AC technology, our MS-260 stock chaser and all Motrec trailers.



1 866 846-3558
MOTREC.COM